

Ecological responses to variation in seasonal snow cover

Rachel A. Slatyer<sup>1\*</sup>, Kate D. L. Umbers<sup>2,3</sup>, Pieter A. Arnold<sup>1</sup>

<sup>1</sup>Division of Ecology & Evolution, Research School of Biology, The Australian National University, Canberra, ACT, Australia

<sup>2</sup>School of Science, Western Sydney University, Penrith, NSW, Australia

<sup>3</sup>Hawkesbury Institute for the Environment, Western Sydney University, Penrith, NSW, Australia.

\* Corresponding author: Rachel A. Slatyer

Address: 46 Sullivans Creek Rd, Acton, ACT 2600, Australia

Email: [rachel.slatyer@anu.edu.au](mailto:rachel.slatyer@anu.edu.au)

ORCID: RAS: 0000-0002-7987-3570

PAA: 0000-0002-6158-7752

**Running Head:** Responses to Snow Cover

**Keywords:** Climate change, phenology, snow manipulation, snow melt, subnivean, winter

**Article Impact Statement:**

Winter-time research is needed to provide the evidence base for managing seasonally snow-covered ecosystems with declining snow cover.

## Abstract

Seasonal snow is among the most important factors governing the ecology of many terrestrial ecosystems, but rising global temperatures are changing snow regimes and driving widespread declines in the depth and duration of snow cover. Loss of the insulating snow layer will fundamentally change the environment. Understanding how individuals, populations, and communities respond to different snow conditions is thus essential for predicting and managing future ecosystem change. We synthesized 365 studies that have examined ecological responses to variation in winter snow conditions. This research encompasses a broad range of methods (experimental manipulations, natural snow gradients, and long-term monitoring approaches), locations (35 countries), study organisms (plants, mammals, arthropods, birds, fish, lichen, and fungi), and response measures. Earlier snowmelt was consistently associated with advanced spring phenology in plants, mammals, and arthropods. Reduced snow depth also often increased mortality and/or physical injury in plants, although there were few clear effects on animals. Neither snow depth nor snowmelt timing had clear or consistent directional effects on body size of animals or biomass of plants. With 96% of studies from the northern hemisphere, the generality of these trends across ecosystems and localities is also unclear. We identified substantial research gaps for several taxonomic groups and response types, with notably scarce research on winter-time responses. We present an agenda for future research to

This article has been accepted for publication and undergone full peer review but has not been through the copyediting, typesetting, pagination and proofreading process, which may lead to differences between this version and the [Version of Record](#). Please cite this article as [doi: 10.1111/cobi.13727](https://doi.org/10.1111/cobi.13727).

This article is protected by copyright. All rights reserved.

prioritize understanding of the mechanisms underlying responses to changing snow conditions and the consequences of those responses for seasonally snow-covered ecosystems.

## Introduction

The presence of seasonal snow, that covers the ground for weeks to months each year, is a feature of many temperate and mountain ecosystems with up to a third of the Earth's terrestrial surface covered by seasonal snow at any time (Vaughan et al. 2013). Snow is one of the most important factors governing the ecology of these ecosystems due to its influence on the timing and length of the growing season, local and regional hydrology, soil nutrient influxes, and changes to the availability of ecological niches (Billings & Mooney 1968; Körner 2003; Vavrus 2007; Blankinship & Hart 2012).

In the last 50 years, global mean land surface temperatures have increased by  $0.7^{\circ}\text{C}$  (Stocker et al. 2013), while the area of snow cover has decreased by up to 13% in mountain regions in just 18 years (Notarnicola 2020). The most rapid and consistent losses of snow (both depth and duration) are mid-elevation areas (e.g. sub-alpine zones) and those with Mediterranean/maritime climates (e.g. Australian alpine region), where mean air temperatures are close to freezing and snow is primarily temperature-limited (Brown & Mote 2009; Steger et al. 2013; Vaughan et al. 2013). While shifts in regional and global atmospheric circulation patterns are driving elevated snowfall in areas where snow is limited by precipitation (e.g. high northern latitudes), these regions are still likely to experience reduced spring snow and shorter growing seasons over the next 50 years (Räsänen 2008; Brown & Mote 2009; Vaughan et al. 2013).

Seasonal snow regimes are changing, altering both winter and growing-season conditions with the potential to drive significant biodiversity loss (Vaughan et al. 2013; Niittynen et al. 2018). Changes to the snowpack - the layer of accumulated snow - will have diverse ecological consequences because it acts as a physical and environmental buffer as well as a habitat (Geiger et al. 1995; Fig. 1). Experimental field manipulations that artificially advance snowmelt consistently induce earlier phenology in plants (Wipf & Rixen 2010). However, while some plants respond by flowering earlier, their pollinators may respond to different phenological cues (e.g. temperature vs light) potentially driving phenological mismatches between plants and pollinators, reducing seed-set success and impacting populations (Kudo & Ida 2013). Similarly, differences in phenological responses of vegetation and herbivorous mammals can extend periods without available forage and lead to starvation (Morrison et al. 2009).

Snow depth and extent determines the availability of snow-associated habitats: the snow surface, the intranivean (within the snowpack itself), and the subnivean (the narrow space between the snowpack and the ground). Both mammals and arthropods can be active on the snow surface during winter and,

because moving through snow can be physiologically taxing, often prefer shallower snow depths (Green & Osborne 2012). Small arthropods such as springtails and mites can inhabit the intranivean, moving through air pockets between ice crystals and using thermal gradients within the snowpack to regulate their microclimate (Leinaas 1981; Hågvar 2010).

The subnivean space provides a physically sheltered and thermally stable overwinter refuge for plants and animals (Pauli et al. 2013). This buffering effect means that subnivean organisms typically experience the coldest temperatures during early autumn and late spring - not during winter - in contrast to ecosystems without seasonal snow cover. Groffman et al. (2001) suggested that seasonally snow-covered ecosystems might thus experience “colder soils in a warmer world”, with snowpack decline exposing soils and organisms to air temperatures up to 15° C colder than those in snow-buffered airspace (Mölders & Walsh 2004). A shallower snowpack will also increase ground temperature fluctuations, which are thus more likely to cross critical physiological thresholds for subnivean organisms (Marshall & Sinclair 2012; Williams et al. 2015a). This, in turn, is expected to impact overwinter survival and/or body condition coming into spring (Geiser & Broome 1993). In the endangered mountain pygmy possum (*Burramys parvus*), for example, individuals lose almost four times the body mass per day during winter when temperatures are just 2° C colder than during their normal subnivean conditions (Geiser & Broome 1993) and low numbers following years with low snow have been reported (Green & Pickering 2002). Changes to the extent of snow cover will have a direct impact on the availability of snow surface, intranivean, and subnivean habitats (Fig. 1), while at the same time altering (generally expanding) the habitat area available to species whose distribution is constrained by the presence of seasonal snow.

The duration of snow cover directly determines growing season length for plants, with little growth and development under the snow (Körner 2003). While a longer growing season could increase productivity (e.g. Billings & Bliss 1959), snowmelt timing determines the conditions to which plants are exposed when they emerge from snow. Earlier snowmelt can increase exposure to damaging frost and extreme temperatures and reduce recruitment (Steltzer et al. 2009; Gezon et al. 2016). Further, the timing of snowmelt influences water availability during the growing season and late-season moisture limitation is a risk from an early snowmelt (Litaor et al. 2008; Berdanier & Klein 2011). Changes to snowmelt timing are particularly relevant for plants because they are unable to track the snowpack, and for interactions between plants and pollinators or herbivores (e.g. Forrest & Thomson 2011).

The consequences of reduced seasonal snow present a significant conservation challenge. To ensure effective conservation outcomes for seasonally snow-covered ecosystems, conservation planning must be based on the strongest evidence available. Where crucial pieces of evidence are missing, good conservation planning requires collecting those data as a priority. In this review, we synthesize studies that have explored ecological responses to spatial and temporal variation in snow conditions using a systematic review approach to identify knowledge gaps and guide immediate research priorities (Pullin & Stewart 2006; Lortie 2014). We (a) describe the geographic locations of research,

(b) summarize what has been measured and how, (c) discuss whether any general conclusions can be made about responses to snow conditions, and (d) identify critical gaps in current knowledge that inhibit effective conservation planning and propose approaches to fill them.

## Methods

### Search procedure and inclusion criteria

The systematic review approach provides reproducible protocols and transparent reporting for searching, screening, and extracting data from the literature to give an overview of a field (Koricheva & Gurevitch 2013; Lortie 2014). We used the Preferred Reporting Items in Systematic Reviews and Meta-Analyses (PRISMA) framework (Moher et al. 2009) to compile a database of studies that measured ecological responses to variation in snow conditions.

To identify relevant literature, we searched three databases with the term “snow” in combination with any one of the following: “manipulation”, “experimental warming”, “climate change”, “ecology”, “long-term monitoring”, “long term monitoring”, “ploughing”, “gradient”, “grooming”, “snowpatch”, “phenology”, “winter warming”, (“winter” and “climate change”). These terms were used within “Topic” in the Web of Science database, within “Abstract, title, author, keywords” in the Scopus database, and within “Keywords” in the Science Direct database, limiting results to studies in English-language journals. These searches were initially conducted in May 2016 and repeated in May 2019 to update the database, which produced 9,047 unique results (Fig. 2). To supplement this topic-based search, 24 reviews on related topics were identified that have been published since 1999 (Appendix S1). All studies citing or cited by these reviews were retrieved in May 2016, returning an additional 860 unique studies (Fig. 2). Unpublished data and “grey” literature, such as protected area management plans, were not included as much of this literature is not publicly available and is challenging to search systematically via electronic databases (Côté et al. 2013).

All studies were screened for eligibility by one to two people, based on the following criteria: (1) the study was original research, not a review, and published in an English-language academic journal; (2) the study was carried out at a site where there is seasonal snow cover; (3) the study measured some form of biotic response; (4) the study measured responses to changes in snow cover. For criterion 2, we excluded studies from polar regions and permanently snow-covered areas. Cooper (2014) reviewed the effects of winter climate change on arctic ecosystems and the effects of snow regime change in permanently snow-covered ecosystems are likely to differ from those in seasonal environments, where plants and animals are adapted to snow for only part of the year. For criterion 3, we considered any form of response measured in an animal or plant but excluded studies on soil microbes.

For criterion 4, we included studies that experimentally manipulated snow cover in the field (“manipulation”), those that measured responses along a snowmelt gradient (“gradient”), and those that recorded responses over multiple years across which snow conditions differed (“monitoring”). The ecological responses of organisms to changes in snow conditions can be measured using both experimental and observational approaches. Experimental methods that manipulate specific aspects of the snowpack (e.g. snow depth) allow a targeted assessment of biotic responses but are often (necessarily) limited in spatial scale. Observational approaches include both natural snow gradients and multi-year monitoring and allow assessments of larger-scale and longer-term effects of growing season duration and winter snow conditions on community composition, individual behaviors, and functional traits. Snow gradients typically describe long-term responses of populations, species, and communities to spatial variation in snow conditions (e.g. adaptive differences in cold tolerance among populations: Briceño et al. 2014). By contrast, studies that monitor ecological responses across years with varying snow conditions generally describe shorter-term effects (e.g. body mass following years with low/high snow: Hendrichsen & Tyler 2014). Experimental, gradient, and monitoring methods provide complementary approaches for examining ecological responses to changes in snow conditions but differ in the magnitude of change that they can estimate (Elmendorf et al. 2015).

For “manipulation” studies, several experimental methods can be used to reduce snow cover. These include manual snow removal (e.g. Bombonato & Gerdol 2012), external heating (e.g. Adler et al. 2007), soil heating (e.g. Bokhorst et al. 2012), the addition of material that increases albedo and facilitates snowmelt (e.g. Steltzer et al. 2009), and physical covering to prevent snow accumulation (e.g. Drescher & Thomas 2013).

Studies were excluded if they used a proxy for snow conditions (e.g. elevation), rather than measuring the relevant snow variable (e.g. depth, duration, density) directly. This is because snow conditions are heterogeneous over small spatial and temporal scales (Litaor et al. 2008) and proxy measurements can be unreliable. An exception was made for studies that used measurements of soil temperature to determine the timing of snow accumulation or melt, as this is a widely accepted and reliable method (Lundquist & Lott 2008). A total of 365 studies met all inclusion criteria (Fig. 2; Appendix S2).

### **Data extraction**

For each study, the following information was extracted: (1) location (hemisphere, continent, country(ies), study site(s)); (2) focal taxonomic group(s); (3) methodology, including type of study, length of study and, for experimental studies, form of manipulation; and (4) type of measures made, including when responses were recorded, whether they were recorded for individuals, populations, or communities, and the type of response recorded (e.g. phenology, growth, survival, behavior). Data were analyzed using descriptive methods to reveal patterns in the literature and identify research gaps. Note that the numbers given in the results do not always sum to the total number of studies (365) because individual studies often included results in several categories.

In addition to the data above, which were extracted directly from each paper, we determined the general snow conditions for each study (or each site when a study included multiple sites). For each study, the latitude and longitude of the study site(s) was obtained either directly from the paper or by georeferencing named locations. For studies conducted over a large geographic area, we used an approximated central point of the study area. Data on seasonal snow classification (Sturm et al. 1995; Liston & Sturm 1998) were obtained from the Atlas of the Cryosphere, at a  $0.5^\circ \times 0.5^\circ$  spatial resolution (Maurer 2007). Sturm et al. (1995)'s seasonal snow classification defines six classes of snow (tundra, taiga, alpine, maritime, prairie, ephemeral) based on the stratigraphy, thickness, density, crystal morphology, and thermal gradient of the snowpack, and their spatial and temporal variability. Although this classification may not apply to all areas with seasonal snow (e.g. Sanecki et al. 2006a), it is a useful standard for comparisons. Snow classification was extracted for each study/site using RASTER 2.5–8 (Hijmans 2016), RGDAL 1.2–5 (Bivand et al. 2016), and SP (Pebesma & Bivand 2005) packages in the R environment for statistical computing v3.3.0 (R Core Team 2016). The ephemeral snow classification (< 2 months snow) covers large areas across the world that do not typically have seasonal snow, therefore it was not represented on the world map. Maps were plotted using GGMAP 3.0.0 (Kahle & Wickham 2013) and GGPlot2 3.2.1 (Wickham 2016).

To summarize the main results, we tallied studies that had shown positive, negative, nil, or mixed responses to variation in snow conditions. Although such vote-counting methods are generally unsuitable as a formal statistical technique for research syntheses (Koricheva & Gurevitch 2013), they are valuable as a summary tool and highlight areas where formal meta-analysis might be warranted in the future. Responses were summarized for plants, mammals, and arthropods - groups for which there were at least 20 studies. Twelve response variables were identified that were comparable across taxonomic groups (Table 1) and results were tallied in relation to changes in snow depth and snowmelt timing (the most common aspects of snow variation measured). Summaries of results for all response variables measured across taxa are provided in Appendix S3.

## Results

### Time and place

There were 365 studies on ecological responses to variation in snow conditions that met all inclusion criteria. These studies were published between 1959 and 2019 with a median study duration of 2 years (range 1 - 60 years). Studies have been conducted in 35 countries, but most of the research was from the USA (118 studies, 32%), Sweden (41 studies, 11%) and Canada (33 studies, 9%), and nearly all (349 studies, 96%) from the northern hemisphere (Fig. 3, Table 2). Studies were conducted in alpine/montane (218 studies), temperate forest or grassland (94 studies), and sub-arctic environments (112 studies) (Table 2). Two locations featured prominently: Abisko in northern Sweden (27 studies) and the Rocky Mountain Biological Laboratory in Colorado, USA (20 studies).

The study sites cover a variety of snow conditions and, in the northern hemisphere, all snow types were represented: maritime (193 studies), alpine (86 studies), prairie (63 studies), tundra (79 studies), and taiga (31 studies) (note that some studies included multiple sites). The predominance of studies on alpine (cold, deep snow cover) and maritime snow (warm, deep snow cover) does not correspond to the relative frequencies of these two snow types across the landscape: each are <10% of snow-covered land area in the northern hemisphere. In the southern hemisphere, maritime snow was the only snow type represented, although there were 15 sites that lacked a snow classification. This is likely due to the snow classification system being developed for northern hemisphere snow conditions, which are different to those in the southern hemisphere (Sanecki et al. 2006a).

### Organisms

The impacts of seasonal snow cover have been assessed, in some way, for a broad range of plant and animal groups (Table 2). For plants (66% of all studies), this includes research on small vascular plants, shrubs, trees, and bryophytes (Table 2). For animals, most snow-related research has focused on mammals or arthropods (together 86% of animal studies), with few studies for birds, fish, reptiles, or amphibians (Table 2). Finally, a few studies included lichens (13 studies) or fungi (7 studies). Considering only the southern hemisphere, however, there was only one study of arthropods, four studies of mammals, and 13 studies of plants.

### Study approach

Research on ecological responses to variation in snow conditions has used experimental (164 studies) and observational (212 studies) methods (Table 3). This is true for research in both hemispheres and all climatic zones. Observational studies included research using natural snow cover or snowmelt gradients (119 studies) and year-to-year variation in snow conditions (113 studies). A few studies used multiple methods: experimental manipulations with measures across snowmelt gradients (7 studies) or through time (5 studies), or long-term monitoring across snowmelt gradients (20 studies).

Experimental manipulations of snow depth tested the effects of both more snow (increased depth: 62 studies; increased duration: 47 studies), less snow (decreased depth: 68 studies; decreased duration: 46 studies), and the effects of unusual weather events (e.g. mid-winter snowmelt: 14 studies).

However, more than half of the studies that altered snow depth also altered snowmelt timing (and *vice versa*), meaning that these effects are frequently confounded in the literature. Studies that altered snow duration almost always did so by manipulating the timing of spring snowmelt, with only three studies changing the timing of snow accumulation. Experimental manipulations of snow density (17 studies) and snow chemistry (4 studies) were most often related to anthropogenic use of snow: compaction from oversnow vehicles or skiing, and changes to chemistry or density due to artificial snowmaking.

Experimental approaches were commonly used to test impacts on physiology, community composition, chemistry, and overwinter survival, and for both arthropods (31 studies) and plants (84 studies). By contrast, gradient and monitoring studies provide most of the evidence for effects of

snow conditions on animal movements (28 and 18 studies, respectively) and plant phenology (33 and 44 studies, respectively).

### Timing of measurement

Experimental studies nearly always measured responses to snow variation in the subsequent growing season (93% of studies), while 20% of monitoring studies and 24% of gradient studies included winter measurements (Table 3). In contrast to all other taxa, more studies measured mammal responses during winter than during the subsequent snow-free period (49 and 32 studies, respectively) with these studies primarily exploring activity or behavior (e.g. home range size, habitat use) in relation to snow characteristics. There were 154 studies that measured the responses of small vascular plants during the growing season, but only five included measurements of winter response (Appendix S3). In total, only 71 (19%) studies, of which only 22 were studies on non-mammalian organisms, included winter measurements.

### Ecological responses to snow variation

We recorded 214 different response variables measured, across all studies (Appendix S3). Taking 12 response variables that are comparable between plants, mammals, and arthropods (Fig. 4), three results stand out. First, earlier snowmelt was consistently associated with earlier spring phenology across all groups (Fig. 4). Second, reduced snow depth was frequently associated with higher mortality and/or damage in plants; this effect was not clear for either arthropods or mammals, nor was there a clear association with snowmelt timing. Third, there seemed to be no clear directional effect of changes in either snow depth or snowmelt timing on body size (for animals) or total biomass (for plants), or on abundance overall (Appendix S3). In addition, variation in snow conditions was often (37 of 49 studies) associated with differences in plant and arthropod community composition in experimental, gradient, and monitoring studies.

## Discussion

There is a substantial body of research on ecological responses to changes in snow conditions, ranging from studies of habitat use by large mammals during winter, to the effects of shallow snow cover on plant physiology. Many locations, study organisms, research methods and response variables are represented, reflecting the widespread ecological importance of seasonal snow. Nevertheless, the large number of studies belies a thin research coverage for many taxa, locations, and research questions. There are several knowledge gaps, including in geographic representation and research approach that limit conservation planning for these, some of the world's habitats most vulnerable to climate change.

### The conservation implications of geographic research skew on seasonal snow cover

Snow occurs on every continent, but snow research is strongly focused on European and North American mountain systems (Cavieres & Arroyo 2000). We report three prominent reasons why the



need for expansion of research into underrepresented geographic areas and snow types is pressing and requires the attention of ecologists to ensure successful conservation outcomes for the biota that rely on seasonal snow.

First, predictions for the direction and magnitude of change in snow conditions over the coming decades vary regionally and by elevation, with marginal snow environments - those where temperatures are already close to freezing - likely to experience the first and greatest losses of snow and thus the most rapid loss of snow-associated habitat (Steger et al. 2013; Notarnicola 2020). This effect is compounded because marginal snow environments have the least snow to lose, and because predicted declines in snow depth will not leave an adequate thermal buffer. By contrast, where snow is many meters deep, loss of even a meter of snow would have relatively little impact on winter conditions. Studies to identify marginal snow environments (taking into account hemispheric differences in snow; Sanecki et al. 2006a), like those that identify hotspots of snow cover change (e.g. Notarnicola 2020) can guide where understanding the ecological value of snow is likely have the greatest benefit for guiding conservation efforts.

Second, the type and nature of the biota differs among regions and ecosystems (e.g. Sinclair & Chown 2005; Bannister 2007). In Australia, for example, snow-covered environments have many scleromorphic (low-nutrient adapted) shrubs and no large mammals (Green & Osborne 2012). This ecosystem is likely to have fundamentally different responses to changes in snow conditions compared to, for example, a northern boreal forest with many large mammals. Our systematic review did not find a single study explicitly testing the effects of changing snow conditions on plant or animal species in South America or Africa (but see Cavieres & Arroyo 2000). Seasonally snow-covered areas represent a tiny fraction of the total land area of these continents (0.01% and 1.2%, respectively; Hammond et al. 2018) and, as a consequence, species have few options to track their climatic niches to higher elevations or latitudes. This is especially true in Africa, where snow-covered areas are fragmented and there is no permanent snowpack; it is also one of the few places in the world where seasonal snow exists at tropical latitudes (Hammond et al. 2018; Kidane et al. 2019). As such, while the lack of snow ecology research may be unsurprising in these regions, it is no less - and arguably more - important to understand the impacts of changing snow conditions on these ecosystems to avert biodiversity loss.

Third, with snow acting as a buffer between ambient and subnivean conditions, the abiotic effects of altered snow conditions are not geographically uniform. For example, where mean ambient air temperatures are above freezing, loss of the insulating snowpack should tend to increase near-ground temperatures (Slatyer et al. 2017). By contrast, ambient winter air temperatures that are well below freezing in many seasonally snow-covered ecosystems drive lower near-ground temperatures when snow is shallow (e.g. Groffman et al. 2001; Decker et al. 2003; Tan et al. 2014; Petty et al. 2015). If the physical effects of reduced snow cover vary among regions, then inferences regarding ecological impacts will necessarily be region-specific. It is thus critical that studies of snow

ecology measure and consider these differences if we are to make sensible predictions or attempt to apply research from one location to another.

### **Winter responses to changing seasonal snow regimes**

Fifteen years since Campbell et al. (2005) highlighted a paucity of ecological studies on snow during winter, measurements of winter responses to variable snow conditions remain limited. Winter measurements are crucial for uncovering the mechanisms behind growing season responses to changing snow conditions (e.g. Albon et al. 2017), yet only 71 of the 365 studies included in this review measured responses during the winter. This likely reflects the inherent practical challenges of studying life in or under the snow. Some seasonally snow-covered regions regularly receive several meters of winter snow, making it difficult - though not impossible (e.g. Homma 1997) - to even reach the intranivean or subnivean spaces. In contrast, marginal snow environments, also those at greatest risk of soon becoming snow-free, have shallower, more tractable snow depths for experimental and observational studies. So, from the perspective of both practicality and conservation importance, marginal snow environments should be high priorities for studying wintertime impacts of reduced snow.

To-date, winter measurements have focused on habitat use and activity patterns of mammals moving on the snow surface, and show a tendency for individuals to favor areas with shallower snow than surrounding habitat (e.g. Mermod & Liberek 2002; Kolbe et al. 2007; Matthews 2010). The ecology of the subnivean environment, however, remains mostly elusive. Just three studies examined how snow conditions affected habitat use and overwinter survival for subnivean animals. Artificially expanding the subnivean space increased winter activity and improved the overwinter survival of voles in Norway (Korslund & Steen 2006), while reducing the subnivean space lowered detection of small mammals in Australia (Sanecki et al. 2006b). Shallow snow, and the associated increase in temperature fluctuations, can also increase the energy expenditure of hibernating subnivean mammals and dormant arthropods (e.g. Geiser & Broome 1993; Irwin & Lee 2003). With the exception of a detailed series of studies in Canada (Aitchison 1979a, b, c), there are few surveys of subnivean arthropods and, although many mammals, reptiles, amphibians, and some insects are known or assumed to overwinter beneath the snow (Pauli et al. 2013), their winter ecology is generally not well known.

What happens in the snow layer itself? We found no studies that examined how changes in snow conditions might affect the intranivean fauna - small arthropods such as mites and springtails living within the snow layer itself. One might expect these organisms to be affected by the depth, density, and/or crystal structure of the snowpack, which affect the snowpack temperature gradient and dimensions of the spaces through which animals can move (Leinaas 1981; Marchand 2013), but this is currently unknown.

*Release of snow-limited species*

A final point regarding winter responses concerns not the species already inhabiting seasonally snow-covered environments but those whose distribution is constrained by the presence of snow and their potential as formidable competitors, predators, and disease vectors. We found here that the composition of both plant and arthropod communities consistently changes with variation in snow depth and duration, a testament to the role of snow as an environmental filter. In some cases, easing of this filter (e.g. earlier snowmelt and hence longer growing season) can threaten the existence of specialized communities (Williams et al. 2015b) or facilitate the spread and population growth of invasive species over and above the effects of warmer temperatures alone (Stevens & Latimer 2015). While our review has focused on species occupying seasonally-snow covered environments, these environments are not isolated islands. Breakdown or geographic shifts in the “snow filter” could well deserve as much conservation focus as direct impacts of changing snow conditions on species and communities.

**A research agenda for the conservation of seasonally snow-covered ecosystems**

Seasonal snow is a central feature in the ecology of many terrestrial ecosystems. With continued climate change altering snow regimes worldwide, an understanding of how individuals, populations, species, and communities respond to different snow conditions is essential for predicting and managing future ecosystem change. Fortunately, scientific understanding of snow ecology is growing rapidly in both breadth and depth, and from this review we suggest six key areas in an agenda for future research:

1. Additional studies in underrepresented snow-covered areas, including in Africa and the Andes mountain range in South America. These studies should be accompanied by measures of microclimate, so that observed ecological responses can be compared with studies from other regions to assess the transferability of conservation actions.
2. Integration of natural snowmelt gradients with experimental manipulations or long-term monitoring (e.g. Cornelius et al. 2013). Understanding how changing snow conditions will affect species and communities adapted to different snow conditions will require integrated approaches. Variation in, for example, physiological tolerances (e.g. Briceño et al. 2014), developmental temperatures (e.g. Forrest & Thomson 2011), or species interactions (e.g. Callaway et al. 2002) in areas with naturally high or low snow cover could affect responses to changing snow conditions.
3. Investigations into the mechanisms underlying higher mortality/injury with reduced snow/early snowmelt for plants. For example, is mortality caused by an accumulation of sub-lethal injuries or a single extreme event? Injury could similarly be caused by many factors such as species interactions (e.g. herbivory: Roy et al. 2004; fungal attack: Graae et al. 2008), physical damage from ice formation (e.g. Briceño et al. 2014), and physiological stress (e.g. Bokhorst et al. 2010). While similar mechanisms might be expected to affect mortality/injury in arthropods (e.g. ice encasement: Coulson et al. 2000; crossing

physiological thresholds: Marshall & Sinclair 2012), further studies testing both responses to changing snow conditions and the mechanisms behind these are needed.

4. Targeted research syntheses. For the most-studied response variables, the effects of changing snow conditions could be examined at a species level under a meta-analytical statistical framework. This may be especially useful to quantitatively explore the moderator variables for the categories that had mixed responses.
5. Exploring the effects of changing snow conditions on species interactions. Only 14 of the studies in this review explicitly tested species interactions (but see also Nystuen et al. 2014; Penczykowski et al. 2017). Early snowmelt could have large impacts on plant-pollinator and plant-herbivore interactions by generating phenological mismatches that impact (mostly negatively) both sides of the interaction (Kudo & Ida 2013; Lameris et al. 2018)
6. Tests of the effects of early snowmelt on recruitment (e.g. seed germination and seedling establishment in plants (Milbau et al. 2013); and hatching success in arthropods). Phenological shifts induced by early snowmelt are likely to cause decoupling between life stages and the climatic conditions to which that life stage has historically been exposed. Effects on recruitment, which typically manifest early in the growing season, will potentially have larger impacts at the population-level than effects on adult growth.

We suggest that addressing these areas will facilitate transferable understanding of snow ecology for guiding conservation planning and actions globally, not just for particular species or locations that have been subject to intensive research (items 1-4) and allow more targeted conservation efforts by identifying major drivers of population or community impacts (items 5-6).

## Conclusions

The results of our systematic review provide a tantalizing glimpse into possible effects of snow conditions on organisms during winter, with individual studies showing that physiology, patterns of activity, habitat use, and foraging behavior can each be influenced by snow conditions. By evaluating the current literature on ecological effects of changing snow conditions in seasonally snow-covered environments, this review provides an outline of where, how, and what research has been published, and, more importantly, the major knowledge gaps that require filling to ensure successful, evidence-based conservation action. There is great urgency to understand seasonal snow ecology if we are to mitigate biodiversity loss before climate change intensifies further.

**Acknowledgments:** Many thanks to Verónica Briceño for the fun and thought-provoking discussions that led to this review, and for providing comments on the manuscript. Thanks also to Bente Graae, Adrienne Nicotra, Catherine Pickering, and Kimberley Thompson for many constructive comments. Rachel Slatyer was supported by an American Australia Association fellowship while completing this work.

### Data availability

The full database of studies included in the review is available at: [10.6084/m9.figshare.4977998](https://doi.org/10.6084/m9.figshare.4977998)

### Literature cited

Adler LS, De Valpine P, Harte J, Call J. 2007. Effects of long-term experimental warming on aphid density in the field. *Journal of the Kansas Entomological Society* **80**:156–168.

Aitchison CW. 1979a. Winter-active subnivean invertebrates in southern Canada. I. Collembola. *Pedobiologia* **19**:113–120.

Aitchison CW. 1979b. Winter-active subnivean invertebrates in southern Canada. II. Coleoptera. *Pedobiologia* **19**:121–128.

Aitchison CW. 1979c. Winter-active subnivean invertebrates in southern Canada. III. Acari. *Pedobiologia* **19**:153–160.

Albon SD, et al. 2017. Contrasting effects of summer and winter warming on body mass explain population dynamics in a food-limited Arctic herbivore. *Global Change Biology* **23**:1374–1389.

Bannister P. 2007. A touch of frost? Cold hardiness of plants in the Southern Hemisphere. *New Zealand Journal of Botany* **45**:1–33.

Berdanier AB, Klein JA. 2011. Growing season length and soil moisture interactively constrain high elevation aboveground net primary production. *Ecosystems* **14**:963–974.

Billings WD, Bliss LC. 1959. An alpine snowbank environment and its effects on vegetation, plant development, and productivity. *Ecology* **40**:388–397.

Billings WD, Mooney HA. 1968. The ecology of arctic and alpine plants. *Biological Reviews* **43**:481–529.

Bivand R, Keitt T, Rowlingson B. 2016. rgdal: bindings for the geospatial data abstraction library. R package version 1.2–5. <https://CRAN.R-project.org/package=rgdal>.

- Blankinship JC, Hart SC. 2012. Consequences of manipulated snow cover on soil gaseous emission and N retention in the growing season: a meta-analysis. *Ecosphere* **31**:1–20.
- Bokhorst S, Bjerke JW, Davey MP, Taulavuori K, Taulavuori E, Laine K, Callaghan TV, Phoenix GK. 2010. Impacts of extreme winter warming events on plant physiology in a sub-Arctic heath community. *Physiologia Plantarum* **140**:128–140.
- Bokhorst S, Phoenix GK, Bjerke JW, Callaghan TV, Huyer-Brugman F, Berg MP. 2012. Extreme winter warming events more negatively impact small rather than large soil fauna: shift in community composition explained by traits not taxa. *Global Change Biology* **18**:1152–1162.
- Bombonato L, Gerdol R. 2012. Manipulating snow cover in an alpine bog: effects on ecosystem respiration and nutrient content in soil and microbes. *Climatic Change* **114**:261–272.
- Briceño VF, Harris-Pascal D, Nicotra AB, Williams E, Ball MC. 2014. Variation in snow cover drives differences in frost resistance in seedlings of the alpine herb *Aciphylla glacialis*. *Environmental and Experimental Botany* **106**:174–181.
- Brown RD, Mote PW. 2009. The response of northern hemisphere snow cover to a changing climate. *Journal of Climate* **22**:2124–2145.
- Callaway RM, et al. 2002. Positive interactions among alpine plants increase with stress. *Nature* **417**:844–848.
- Campbell JL, Mitchell MJ, Groffman PM, Christenson LM, Hardy JP. 2005. Winter in northeastern North America: A critical period for ecological processes. *Frontiers in Ecology and the Environment* **3**:314–322.
- Cavieres LA, Arroyo MTK. 2000. Seed germination response to cold stratification period and thermal regime in *Phacelia secunda* (Hydrophyllaceae). *Plant Ecology* **149**:1–8.
- Cooper EJ. 2014. Warmer shorter winters disrupt arctic terrestrial ecosystems. *Annual Review of Ecology, Evolution, and Systematics* **45**:271–295.

Cornelius C, Leingärtner A, Hoiss B, Krauss J, Steffan–Dewenter I, Menzel A. 2013. Phenological response of grassland species to manipulative snowmelt and drought along an altitudinal gradient. *Journal of Experimental Botany* **64**:241–251.

Côté I, Curtis PS, Rothstein HR, Stewart GB. 2013. Gathering data: searching literature and selection criteria. Pages 37–51 in Koricheva J, Gurevitch J, and Mengersen K, editors. *Handbook of meta-analysis in ecology and evolution*. Princeton University Press, Princeton, NJ, USA.

Coulson SJ, Leinaas HP, Ims RA, Søvik G. 2000. Experimental manipulation of the winter surface ice layer: The effects on a High Arctic soil microarthropod community. *Ecography* **23**:299–306.

Decker KLM, Wang D, Waite C, Scherbatskoy T. 2003. Snow removal and ambient air temperature effects on forest soil temperatures in Northern Vermont. *Soil Science Society of America Journal* **67**:1234–1242.

Drescher M, Thomas SC. 2013. Snow cover manipulations alter survival of early life stages of cold-temperate tree species. *Oikos* **122**:541–554.

Elmendorf SC, et al. 2015. Experiment, monitoring, and gradient methods used to infer climate change effects on plant communities yield consistent patterns. *Proceedings of the National Academy of Sciences* **112**:448.

Forrest JRK, Thomson JD. 2011. An examination of synchrony between insect emergence and flowering in Rocky Mountain meadows. *Ecological Monographs* **81**:469–491.

Geiger R, Aron RA, Todhunter P 1995. *The Climate Near the Ground*. Harvard University Press, Cambridge, UK.

Geiser F, Broome LS. 1993. The effect of temperature on the pattern of torpor in a marsupial hibernator. *Journal of Comparative Physiology B* **163**:133–137.

Gezon ZJ, Inouye DW, Irwin RE. 2016. Phenological change in a spring ephemeral: Implications for pollination and plant reproduction. *Global Change Biology* **22**:1779–1793.

Graae BJ, Alsos IG, Erjanes R. 2008. The impact of temperature regimes on development, dormancy breaking and germination of dwarf shrub seeds from arctic, alpine and boreal sites. *Plant Ecology* **198**:275–284.

Green K, Osborne W 2012. *A Field Guide to the Wildlife of the Australian Snow Country*. New Holland Publishers, Wahroonga, NSW, Australia.

Green K, Pickering C. 2002. A Scenario for Mammal and Bird Diversity in the Snowy Mountains of Australia in Relation to Climate Change. Pages 239–247 in Körner C, and Spehn EM, editors. *Mountain Biodiversity: A Global Assessment*. Parthenon Publishing Group, New York, USA.

Groffman PM, Driscoll CT, Fahey TJ, Hardy JP, Fitzhugh RD, Tierney GL. 2001. Colder soils in a warmer world: A snow manipulation study in a northern hardwood forest ecosystem. *Biogeochemistry* **56**:135–150.

Hågvar S. 2010. A review of Fennoscandian arthropods living on and in snow. *European Journal of Entomology* **107**:281–298.

Hammond JC, Saavedra FA, Kampf SK. 2018. Global snow zone maps and trends in snow persistence 2001–2016. *International Journal of Climatology* **38**:4369–4383.

Hendrichsen DK, Tyler NJC. 2014. How the timing of weather events influences early development in a large mammal. *Ecology* **95**:1737–1745.

Hijmans RJ. 2016. raster: geographic data analysis and modeling. R package version 2.5–8. <https://CRAN.R-project.org/package=raster>.

Homma K. 1997. Effects of snow pressure on growth form and life history of tree species in Japanese beech forest. *Journal of Vegetation Science* **8**:781–788.

Irwin JT, Lee RE. 2003. Cold winter microenvironments conserve energy and improve overwintering survival and potential fecundity of the goldenrod gall fly, *Eurosta solidaginis*. *Oikos* **100**:71–78.

Kahle D, Wickham H. 2013. ggmap: spatial visualization with ggplot2. *The R Journal* **5**:144–161.



Kidane YO, Steinbauer MJ, Beierkuhnlein C. 2019. Dead end for endemic plant species? A biodiversity hotspot under pressure. *Global Ecology and Conservation* **19**:e00670.

Kolbe JA, Squires JR, Pletscher DH, Ruggiero LF. 2007. The effect of snowmobile trails on coyote movements within lynx home ranges. *Journal of Wildlife Management* **71**:1409–1418.

Koricheva J, Gurevitch J. 2013. Place of meta-analysis among other methods of research synthesis. Pages 3–13 in Koricheva J, Gurevitch J, and Mengersen K, editors. *Handbook of Meta-Analysis in Ecology and Evolution*. Princeton University Press, Princeton, NJ, USA.

Körner C 2003. *Alpine plant life: functional plant ecology of high mountain ecosystems*. Springer-Verlag, Berlin, Germany.

Korslund L, Steen H. 2006. Small rodent winter survival: snow conditions limit access to food resources. *Journal of Animal Ecology* **75**:156–166.

Kudo G, Ida TY. 2013. Early onset of spring increases the phenological mismatch between plants and pollinators. *Ecology* **94**:2311–2320.

Lameris TK, van der Jeugd HP, Eichhorn G, Dokter AM, Bouten W, Boom MP, Litvin KE, Ens BJ, Nolet BA. 2018. Arctic geese tune migration to a warming climate but still suffer from a phenological mismatch. *Current Biology* **28**:2467–2473.e2464.

Leinaas HP. 1981. Activity of Arthropoda in snow within a coniferous forest, with special reference to Collembola. *Holarctic Ecology* **4**:127–138.

Liston GE, Sturm M 1998. *Global Seasonal Snow Cover System*. National Snow and Ice Data Center. Digital media, Boulder, Colorado, USA.

Litaor MI, Williams M, Seastedt TR. 2008. Topographic controls on snow distribution, soil moisture, and species diversity of herbaceous alpine vegetation, Niwot Ridge, Colorado. *Journal of Geophysical Research-Biogeosciences* **113**:G02008.

Lortie CJ. 2014. Formalized synthesis opportunities for ecology: systematic reviews and meta-analyses. *Oikos* **123**:897–902.

- Lundquist JD, Lott F. 2008. Using inexpensive temperature sensors to monitor the duration and heterogeneity of snow-covered areas. *Water Resources Research* **44**:W00D16.
- Marchand PJ 2013. *Life in the cold: an introduction to winter ecology*. University Press of New England, Hanova, NH, USA.
- Marshall KE, Sinclair BJ. 2012. Threshold temperatures mediate the impact of reduced snow cover on overwintering freeze-tolerant caterpillars. *Naturwissenschaften* **99**:33-41.
- Matthews A. 2010. Changes in fine-scale movement and foraging patterns of common wombats along a snow-depth gradient. *Wildlife Research* **37**:175-182.
- Maurer J 2007. *Atlas of the Cryosphere*. National Snow and Ice Data Center. Digital media, Boulder, Colorado, USA.
- Mermod CP, Liberek M. 2002. The role of snowcover for European wildcat in Switzerland. *Zeitschrift Fur Jagdwissenschaft* **48**:17-24.
- Milbau A, Shevtsova A, Osler N, Mooshammer M, Graae BJ. 2013. Plant community type and small-scale disturbances, but not altitude, influence the invasibility in subarctic ecosystems. *New Phytologist* **197**:1002-1011.
- Moher D, Liberati A, Tetzlaff J, Altman DG, The PRISMA Group. 2009. Preferred reporting items for systematic reviews and meta-analyses: the PRISMA statement. *PLoS Medicine* **6**:e1000097.
- Mölders N, Walsh JE. 2004. Atmospheric response to soil-frost and snow in Alaska in March. *Theoretical and Applied Climatology* **77**:77-105.
- Morrison SF, Pelchat G, Donahue A, Hik DS. 2009. Influence of food hoarding behavior on the over-winter survival of pikas in strongly seasonal environments. *Oecologia* **159**:107-116.
- Niittynen P, Heikkinen RK, Luoto M. 2018. Snow cover is a neglected driver of Arctic biodiversity loss. *Nature Climate Change* **8**:997-1001.

- Notarnicola C. 2020. Hotspots of snow cover changes in global mountain regions over 2000–2018. *Remote Sensing of Environment* **243**:111781.
- Nystuen KO, Evju M, Rusch GM, Graae BJ, Elde NE. 2014. Rodent population dynamics affect seedling recruitment in alpine habitats. *Journal of Vegetation Science* **25**:1004–1014.
- Pauli JN, Zuckerberg B, Whiteman JP, Porter W. 2013. The subnivium: a deteriorating seasonal refugium. *Frontiers in Ecology and the Environment* **11**:260–267.
- Pebesma EJ, Bivand R. 2005. Classes and methods for spatial data in R. *R News* **5**:<https://cran.r-project.org/doc/Rnews>.
- Penczykowski RM, Connolly BM, Barton BT. 2017. Winter is changing: trophic interactions under altered snow regimes. *Food Webs* **13**:80–91.
- Petty S, Zuckerberg B, Pauli JN. 2015. Winter conditions and land cover structure the subnivium, a seasonal refuge beneath the snow. *PLoS ONE* **10**:e0127613.
- Pullin AS, Stewart GB. 2006. Guidelines for systematic review in conservation and environmental management. *Conservation Biology* **20**:1647–1656.
- R Core Team 2016. R: A language and environment for statistical computing. R Foundation for Statistical Computing, Vienna, Austria. URL: <http://www.R-project.org/>.
- Räisänen J. 2008. Warmer climate: less or more snow? *Climate Dynamics* **30**:307–319.
- Roy BA, Güsewell S, Harte J. 2004. Response of plant pathogens and herbivores to a warming experiment. *Ecology* **85**:2570–2581.
- Sanecki G, Green K, Wood H, Lindenmayer D. 2006a. The characteristics and classification of Australian snow cover: an ecological perspective. *Arctic, Antarctic, and Alpine Research* **38**:429–435.

- Sanecki G, Green K, Wood H, Lindenmayer D. 2006b. The implications of snow-based recreation for small mammals in the subnivean space in south-east Australia. *Biological Conservation* **129**:511–518.
- Sinclair BJ, Chown SL. 2005. Climatic variability and hemispheric differences in insect cold tolerance: support from southern Africa. *Functional Ecology* **19**:214–221.
- Slatyer RA, Nash MA, Hoffmann AA. 2017. Measuring the effects of reduced snow cover on Australia's alpine arthropods. *Austral Ecology* **42**:844–857.
- Steger C, Kotlarski S, Jonas S, C. 2013. Alpine snow cover in a changing climate: a regional climate model perspective. *Climate Dynamics* **41**:735–754.
- Steltzer H, Landry C, Painter TH, Anderson J, Ayers E. 2009. Biological consequences of earlier snowmelt from desert dust deposition in alpine landscapes. *Proceedings of the National Academy of Sciences* **106**:11629–11634.
- Stevens JT, Latimer AM. 2015. Snowpack, fire, and forest disturbance: interactions affect montane invasions by non-native shrubs. *Global Change Biology* **21**:2379–2393.
- Stocker TF, et al. 2013. Technical Summary in Stocker TF et al, editor. *Climate Change 2013: The Physical Science Basis. Contribution of Working Group I to the Fifth Assessment Report of the Intergovernmental Panel on Climate Change*. Cambridge University Press, Cambridge, UK.
- Sturm M, Holmgren J, Liston GE. 1995. A seasonal snow classification system for local and global applications. *Journal of Climate* **8**:1261–1283.
- Tan B, Wu FZ, Yang WQ, He XH. 2014. Snow removal alters soil microbial biomass and enzyme activity in a Tibetan alpine forest. *Applied Soil Ecology* **76**:34–41.
- Vaughan DG, et al. 2013. Observations: Cryosphere in Stocker TF et al, editor. *Climate Change 2013: The Physical Science Basis. Contribution of Working Group I to the Fifth Assessment Report of the Intergovernmental Panel on Climate Change*. Cambridge University Press, Cambridge, UK.

Vavrus S. 2007. The role of terrestrial snow cover in the climate system. *Climate Dynamics* **29**:73–88.

Wickham H 2016. *ggplot2: elegant graphics for data analysis*. Springer–Verlag, NY, USA.

Williams CM, Henry HAL, Sinclair BJ. 2015a. Cold truths: how winter drives responses of terrestrial organisms to climate change. *Biological Reviews* **90**:214–235.

Williams RJ, et al. 2015b. Risk assessment in alpine herbfields. *Austral Ecology* **40**:433–443.

Wipf S, Rixen C. 2010. A review of snow manipulation experiments in Arctic and alpine tundra ecosystems. *Polar Research* **29**:95–109.

**Table 1.** Summary of the twelve response variables considered to be comparable across taxonomic groups. Additional variables are included in Appendix S3.

Response group	Response	Description/examples
Community	Diversity, species richness	Any measure of species diversity, richness, or evenness in a community
Population	Growing season density, abundance, relative abundance	Population density, abundance, or relative abundance, measured during the snow-free period
	Population growth rate	Typically the population growth rate over a growing season
Mortality, recruitment, and growth	Mortality, injury, damage	Overwinter mortality, mortality over the subsequent growing season, physical injury or damage (e.g. frost damage in plants)
	Germination/establishment/hatching success	The proportion of young surviving early life stages, as relevant to the organism
	Fecundity	Number of seeds, eggs, offspring produced, as relevant to the organism
	Individual growth rate	The rate of height, weight, or biomass gain, or the time to reach successive life stages, over winter in the subsequent growing season
	Body mass, body size, biomass	Measures of individual size, as relevant to the organism
Phenology	Spring phenology	The timing of ecological events at the beginning of the growing season, including bud burst and flowering (plants), emergence (insects, mammals) and migration (mammals)
	Autumn phenology	The timing of ecological events at the end of the growing season, including the onset of dormancy (plants), the end of activity (insects), and migration (mammals)

	Phenological overlap (inter- or intra-specific)	Temporal overlap between, for example: plant flowering and pollinator arrival or activity; phenological events within plant populations or communities
	Duration of growing season activity	The length of time in which growing season activities occurred

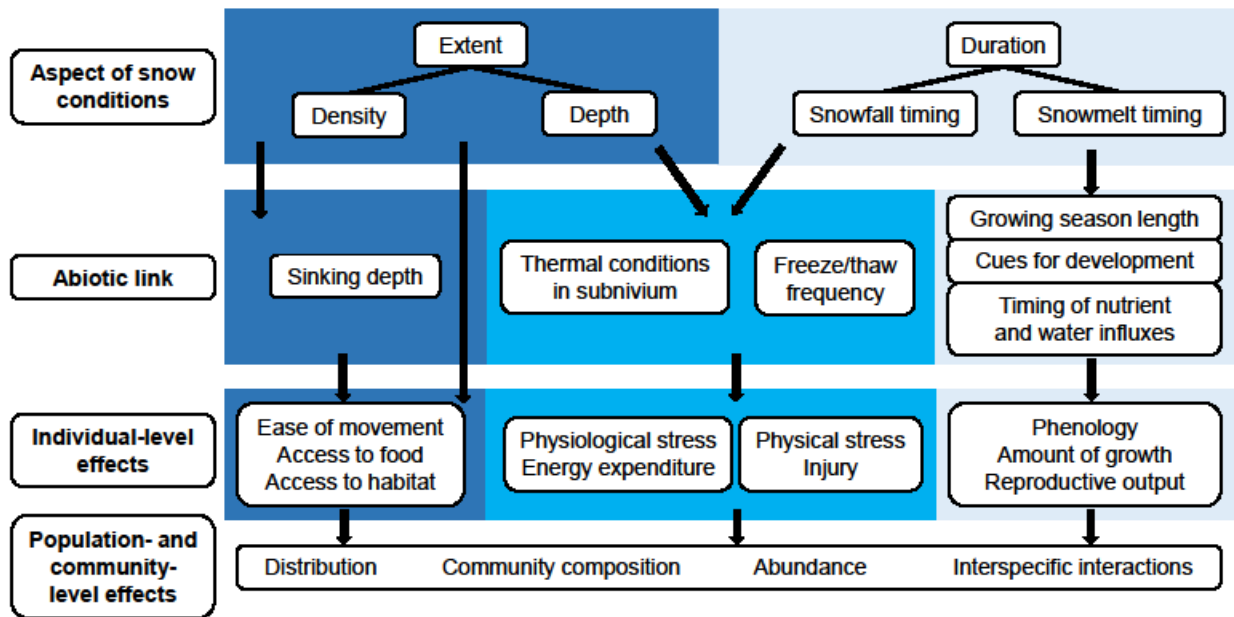
**Table 2.** Summary of location and study organism information for original research papers examining ecological effects of snow conditions. Percentages given are out of the total number of studies (365) and do not always add up to 100 as some studies covered multiple categories.

Category	Total		Category	Total
All papers	365			
<b>Continent/region</b>			<b>Taxonomic/functional group</b>	
Europe	159 (44%)		Plant	241 (66%)
North America	149 (41%)		Small vascular plant	158 (43%)
Asia	40 (11%)		Shrub	72 (20%)
Australia	12 (3%)		Tree	40 (11%)
Oceania	6 (2%)		Bryophyte	21 (6%)
South America	0 (0%)		Animal	131 (36%)
Africa	0 (0%)		Mammal	76 (21%)
			Arthropod	37 (10%)
<b>Climate zone</b>			Bird	16 (4%)
Temperate alpine	157 (43%)		Fish	2 (1%)
Sub-arctic/boreal	112 (31%)		Reptile	1 (< 1%)
Temperate sub-alpine	61 (17%)		Amphibian	1 (< 1%)
Temperate forest	57 (16%)		Lichen	13 (4%)
Temperate grassland	37 (10%)		Fungi	7 (2%)
Sub-Antarctic	0 (0%)			
Tropical alpine	0 (0%)			

**Table 3.** Summary of methodological approaches used to study the ecological effects of snow conditions on plants and animals. Percentages given are out of the total number of studies (365) and do not always add up to 100 because some studies covered multiple categories.

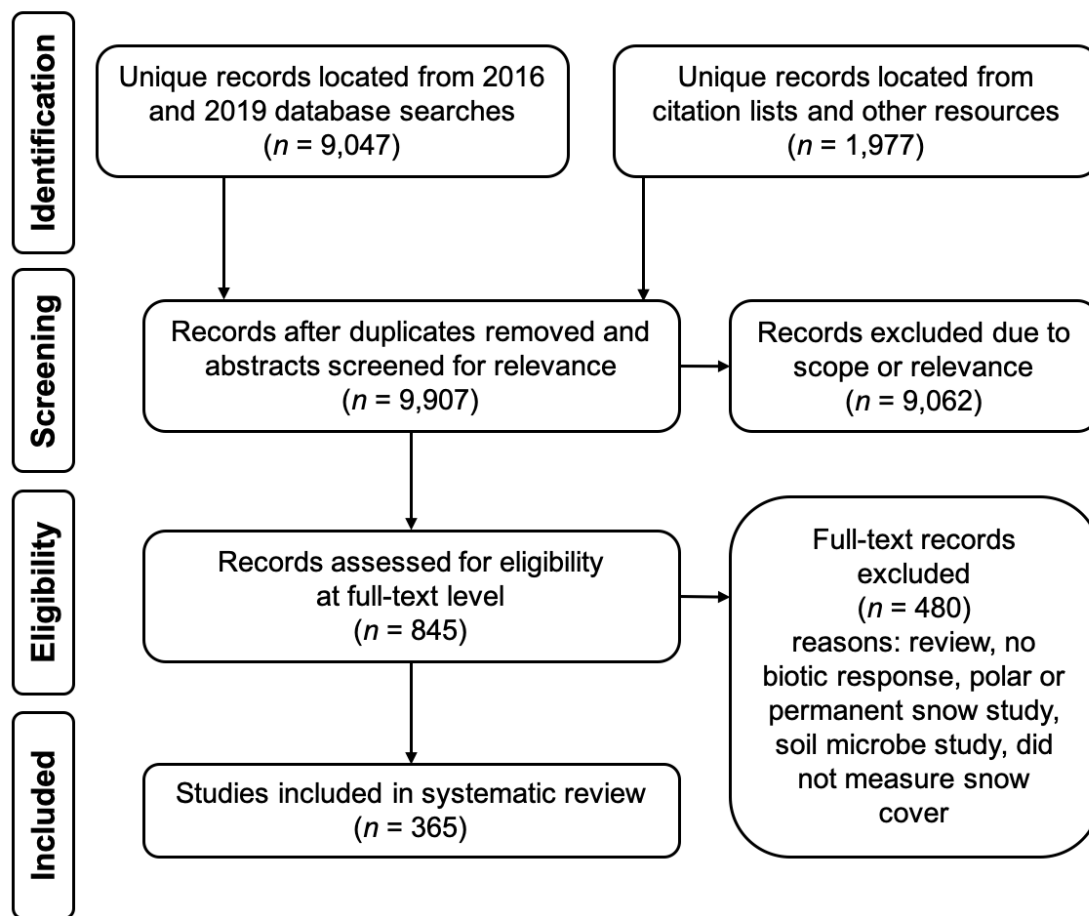
Category	Total		Category	Total
<b>Type of study</b>			<b>Timing of measurement</b>	
Experimental	164 (45%)		Summer	309 (85%)
Snow depth	114 (31%)		Winter	71 (19%)
Snow duration	75 (21%)		Snow-surface	59 (16%)
Snow density	20 (5%)		Intranivean	0 (0%)
Snow chemistry	4 (1%)		Subnivean	17 (5%)
Observational	212 (58%)			
Spatial variation	119 (33%)			
Temporal variation	113 (31%)			

### Figure legends

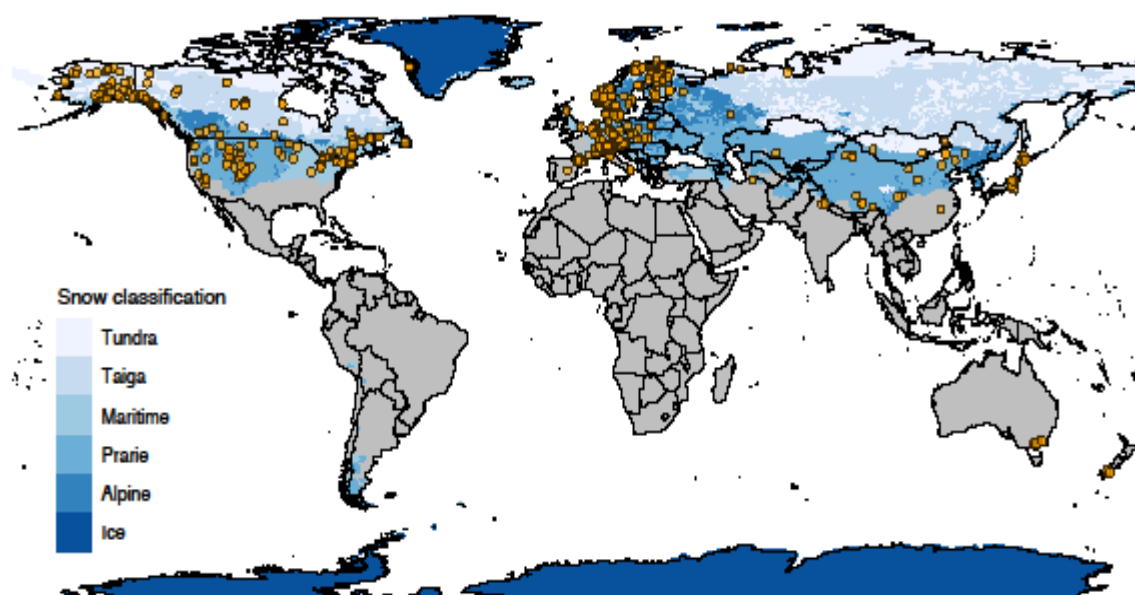


**Figure 1.** Some potential effects of changing snow conditions on organisms in seasonally snow-covered environments. Different colors are indicative of the type of effect (e.g. behavior, physiology, growth) that the change in snow condition might have.





**Figure 2.** Preferred Reporting Items for Systematic Reviews and Meta-analyses (PRISMA: Moher et al. 2009) flowchart, outlining the process followed to compile the dataset used in the literature review;  $n$  = number of original research papers (studies).



**Figure 3.** Distribution of study sites in relation to snow type and geography. Colors indicate different snow classifications according to Sturm et al. (1995) and studies included in the review are shown as orange circles. Snow classification data were obtained from the Atlas of the Cryosphere (Maurer 2007). Note some regions with seasonal snow, primarily in the southern hemisphere, do not have a classification according to the system of Sturm et al. (1995).

	(a) Reduced snow depth			(b) Earlier snowmelt			
	Plant	Mammal	Arthropod	Plant	Mammal	Arthropod	Response
<b>Community responses</b>							
Diversity, species richness	14		2	15		1	
<b>Population responses</b>							
Growing season density, abundance, relative abundance	14	2	7	10	3	3	
Population growth rate	2	3		1		1	
<b>Mortality, recruitment, and growth</b>							
Mortality, injury, damage	23	8	12	17	1	2	
Germination/establishment/hatching success	6	1	3	7			
Fecundity/number of progeny	17	3	1	16	4	1	
Individual growth rate	17	1	2	24	1		
Body mass, body size, total biomass	26	5	3	21	2		
<b>Phenology</b>							
Spring phenology	22	1	2	73	3	6	
Autumn phenology		1		6		1	
Phenological overlap (inter- or intra-specific)				4		2	
Duration of growing season activity	2			13		1	
Winter density, abundance, relative abundance		1	3				

**Figure 4.** Summary of responses of plants, mammals, and arthropods to changes in snow depth and the timing of snowmelt, based on a simple vote-counting procedure (see Methods). Response variables are on the left and responses are shown in relation to (a) reduced snow depth and (b) earlier snowmelt; numbers indicate the number of studies. Light blue shading indicates a higher value or an earlier occurrence (for autumn/spring phenology) in > 50% of studies; dark blue shading indicates a lower value or a later occurrence in > 50% of studies. Grey shading indicates no clear directional response; this could be due to different studies showing results in opposite directions, individual studies showing mixed results, or individual studies showing no effect of snow variation on the response variable. Unfilled boxes indicate no studies.